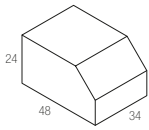
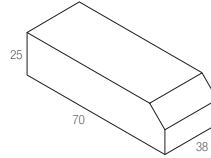


CONSTANT CURRENT FOR COB

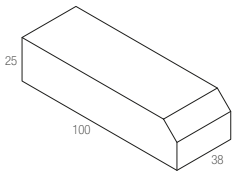
CODE	DESCRIPTION
AL20009	Power supply ON/OFF constant current 200mA 9W IN/OUT cables, IP20 Vin 220-240Vac Sizes mm 48x34x24H



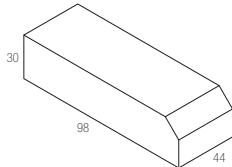
CODE	DESCRIPTION
AL1020IP	Power supply ON/OFF constant current 200mA 8W IN/OUT cables, IP67 Vin 220-240Vac Sizes mm 70x38x25H



CODE	DESCRIPTION
AL25012	Power supply ON/OFF constant current 250mA 10W Protected pressure terminals, IP20 Vin 220-240Vac Sizes mm 100x38x25H



CODE	DESCRIPTION	CONSTANT CURRENT	CONSTANT VOLTAGE
AL45018.MULTI	Multicurrent ON/OFF power supply 200-450mA 18.9W Protected pressure terminals, IP20 Vin 220-240Vac Sizes mm 98x44x30H	200mA 8.4W	24-42Vdc - 18.9W
		240mA - 10.1W	
		300mA - 12.6W	
		350mA 14.7W	
		400mA - 16.8W	
		450mA 18.9W	



CODE	DESCRIPTION	CONSTANT CURRENT
AL105042.D2	Multicurrent Power Supply DIMMABLE DALI2 and PUSH 150-1050mA 42W Protected pressure terminals, IP20 Vin 220-240Vac Sizes mm 131x43x30H	150mA - 7.8W
		200mA - 10.4W
		250mA - 13W
		300mA - 15.6W
		350mA - 18.2W
		400mA - 20.8W
		500mA - 26W
		600mA - 31.2W
		700mA - 36.4W
		750mA - 39W
		800mA - 41.6W
		850mA - 41.65W
		900mA - 41.4W
		950mA - 41.8W
1000mA - 42W		

